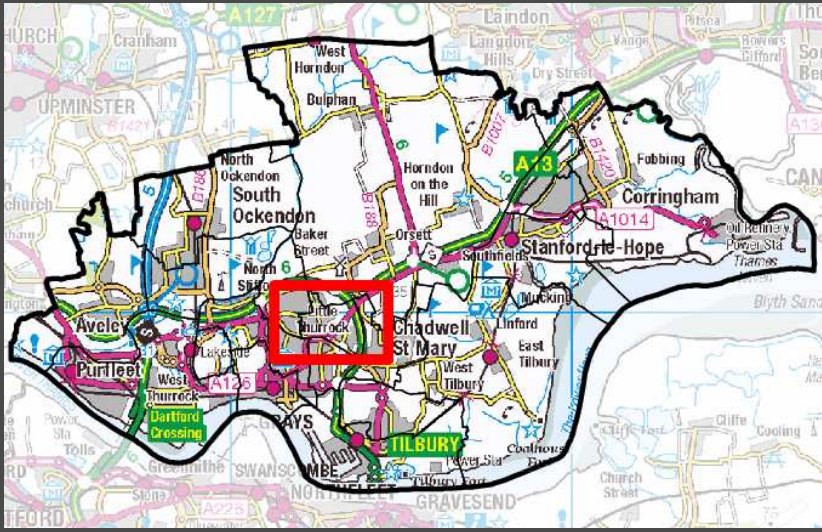


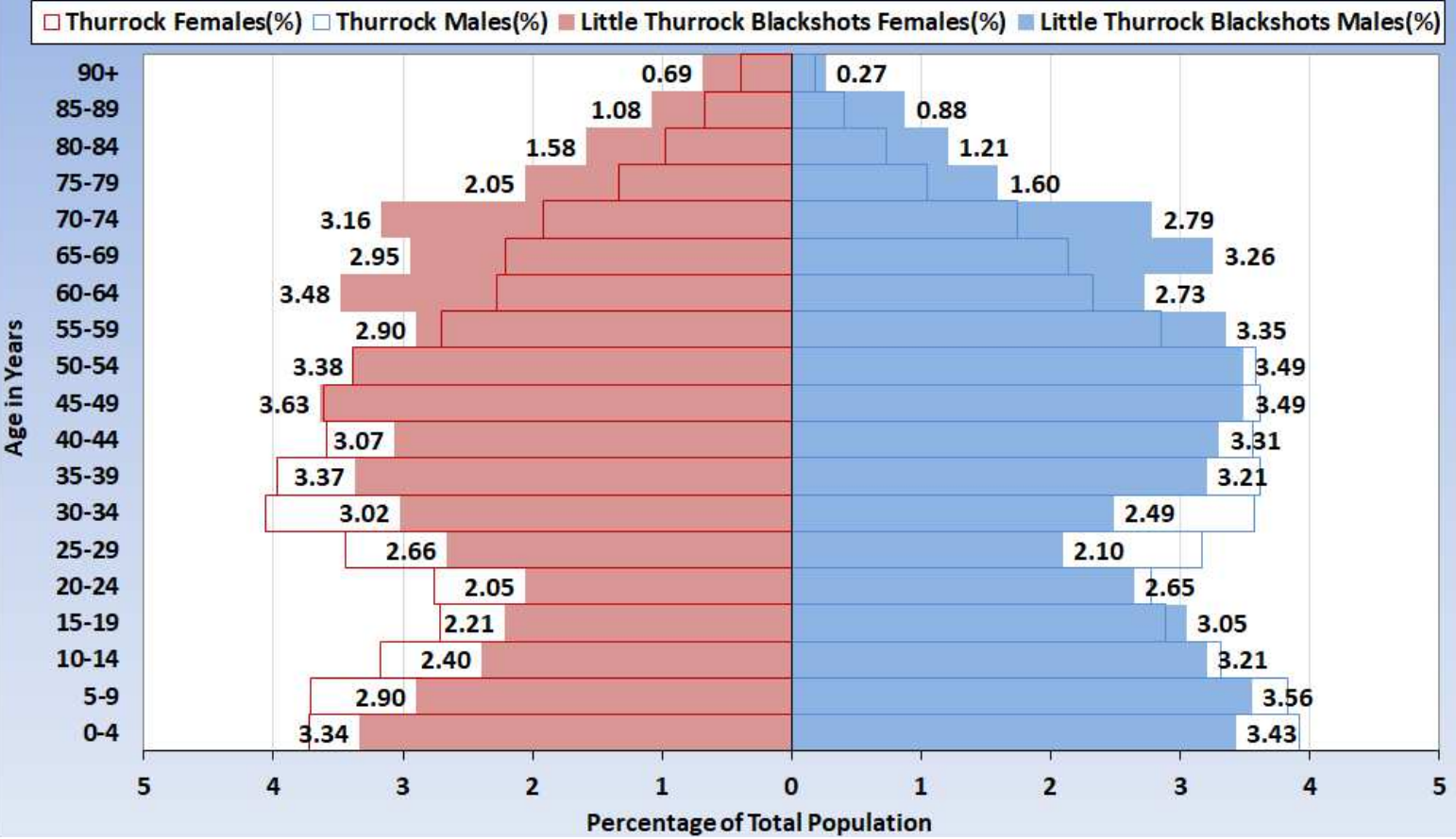
Little Thurrock Blackshots Ward (E05002237)

Published by Thurrock Public Health
2017/18



Population Pyramid

Little Thurrock Blackshots Population Pyramid, 2017



Little Thurrock Blackshots Ward has a greater percentage of people aged 55+ compared to Thurrock.

Conversely there is a smaller portion of 0-44yr olds.

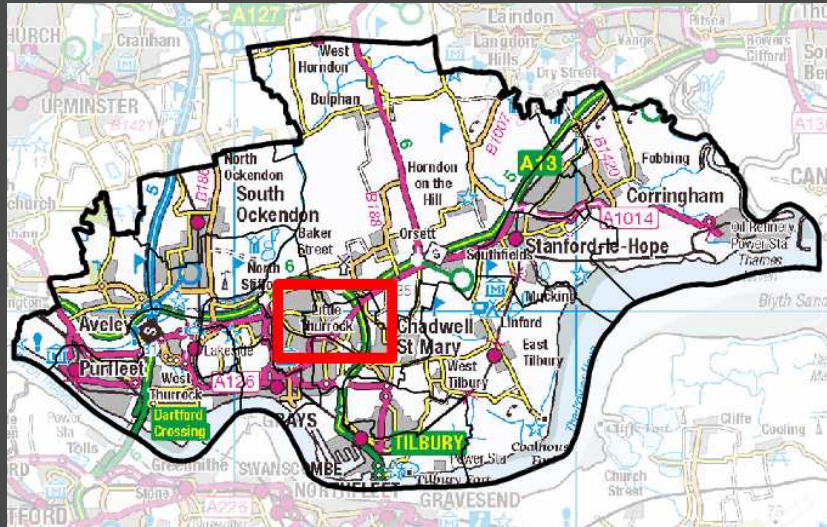
Source: ONS Mid-Year Estimates 2017



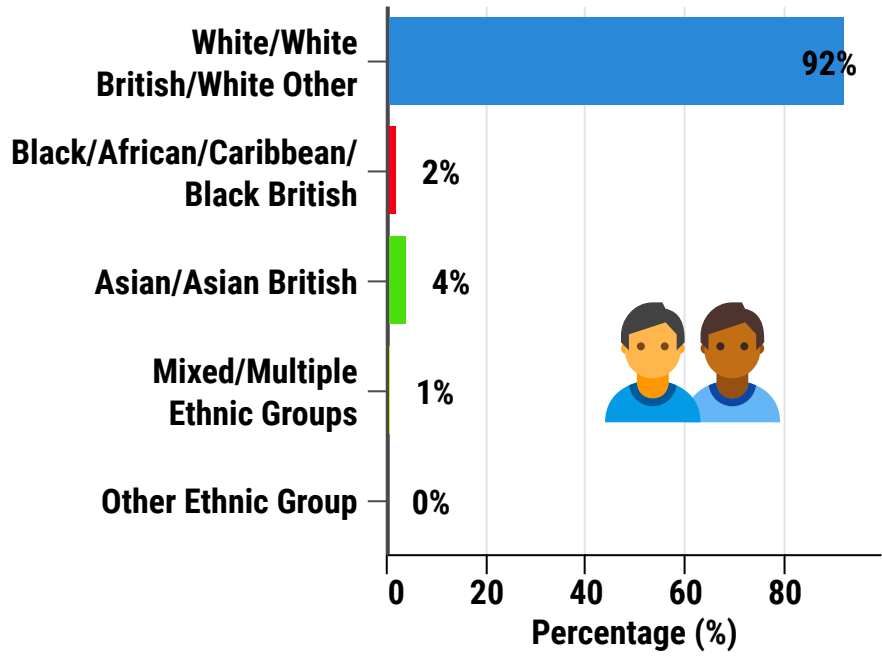
Little Thurrock Blackshots Ward (E05002237)

Published by Thurrock Public Health
2017/18

 thurrock.gov.uk



Ethnicity Groups (%)



Deprivation

Little Thurrock Blackshots is ranked 14 out of the 20 Thurrock wards.

1 = Most Deprived
20 = Least Deprived

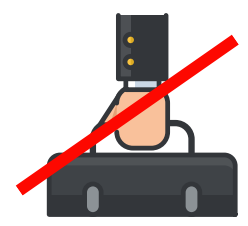


Deprivation is strongly associated with poor physical and mental health

Source: DCLG (Department of Communities and Local Government)

Employment

Employment Status	Little Thurrock Blackshots Ward (%)	Thurrock (%)
Employee: Full-time	39.0	42.3
Employee: Part-time	15.5	14.5
Self-employed	8.7	9.0
Unemployed	4.0	5.2
Retired	18.5	12.2
Looking after home or family	4.2	5.1
Long-term sick or disabled	3.1	3.4
Student (inc. full-time students)	3.2	3.5



Being in employment has been shown to be highly protective to one's health.

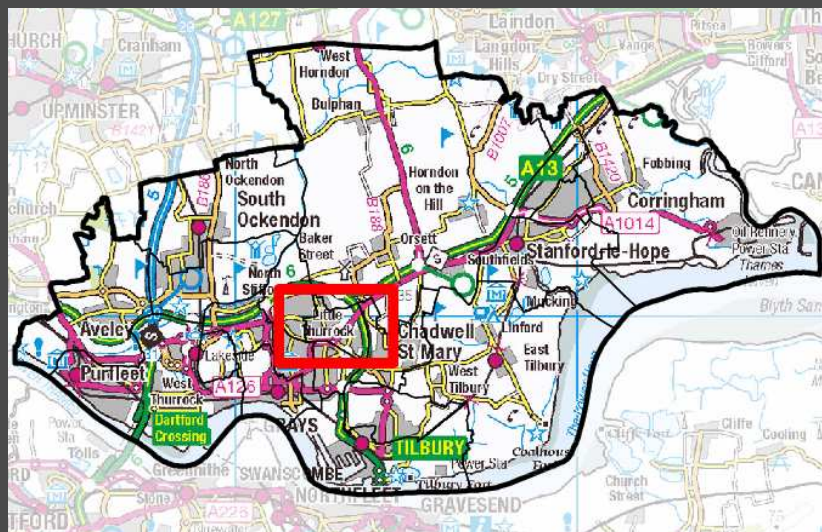
Conversely, evidence shows that being unemployed is linked to poor physical and mental health outcomes.

(Source for all data in this profile is Census 2011 unless otherwise stated)

Little Thurrock Blackshots Ward (E05002237)

Published by Thurrock Public Health
2017/18

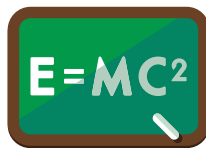
 thurrock.gov.uk



Primary Schools

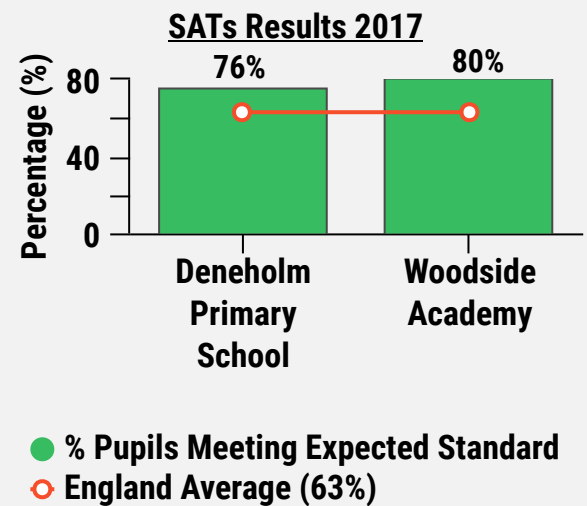
Deneholm Primary School

Approx pupils - 408
Ofsted rating - Good

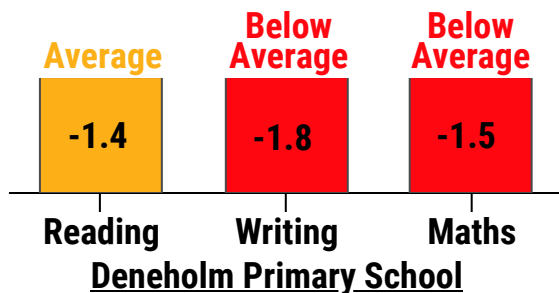


Woodside Academy

Approx pupils - 652
Ofsted rating - Good



Government pupil progress scores, comprise of key stage 1 assessments & key stage 2 tests, compared to pupils across England. Scoring range is -5 & +5, 0.0 being the average.



Secondary School

Treetops School

Approx pupils - 286
Ofsted rating - Outstanding



Well Below Average

-1.08

Progress 8 Measure

Government pupil progress scores, made between the end of key stage 2 and the end of key stage 4, compared to pupils across England. Scoring range is -5 & +5, 0.0 being the average.

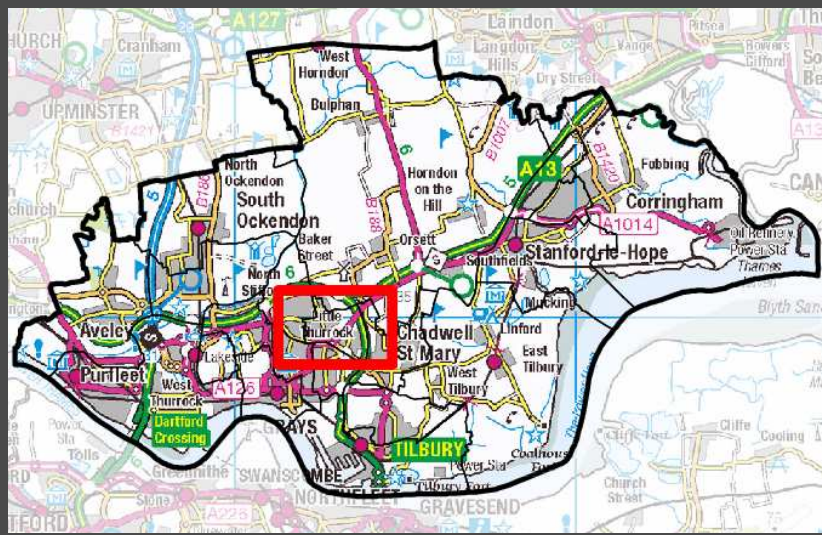
Educational achievement is strongly correlated with good health. Research demonstrates that people with high levels of educational achievement live longer and spend a smaller percentage of their life living with poor health.

Source: www.compare-school-performance.service.gov.uk

Little Thurrock Blackshots Ward (E05002237)

Published by Thurrock Public Health
2017/18

 thurrock.gov.uk



Reported Crime 2016



Count of crimes Oct'16 to Sep'17 - 356

Crime rate per 1,000 persons - 25.41

Thurrock crime rate per 1,000 persons - 47.62

England crime rate per 1,000 persons - 149.58



Reported crime rates in Little Thurrock Blackshots ward are statistically significantly lower than England's. Compared to Thurrock there is a lower crime rate within this Ward.

Source: www.ukcrimestats.com

Residents Views



63% of Little Thurrock Blackshots residents are satisfied with their local area where they live.

61% of Little Thurrock Blackshots residents feel safe going outside in their local area after dark.



Persons feeling unsafe and less satisfied within their area could lead to social isolation and impact negatively on physical/mental health.

Source: Thurrock Council Residents Survey 2016

Community Support

Local Area Coordinator (LAC)

A local area coordinator connects individuals with support and assets within their local community.

Overview and examples of help can be found at
- www.thurrock.gov.uk/local-area-coordinators-help-in-community

Ward LAC - Renae Laybourn
Mobile - 07867684796
Email - RLaybourn@thurrock.gov.uk



Community Led Support (CLS)

A new approach to bring Adult Social Care into the community. CLS is being introduced initially in the Tilbury and Chadwell area.



Contact Thurrock First – 01375 511000
OR

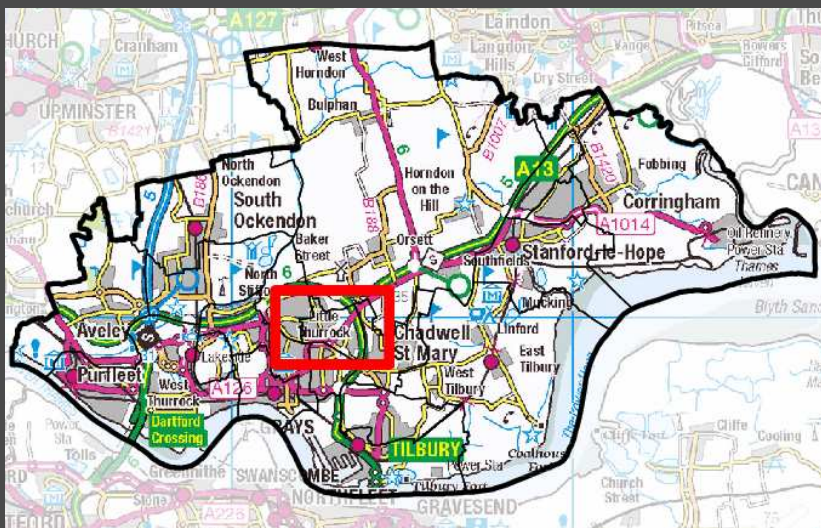
Pop along to one of the CLS 'Talking Shop' drop in sessions advertised via www.strongertogether.org.uk

Source: Thurrock Council Adult, Housing & Health

Little Thurrock Blackshots Ward (E05002237)

Published by Thurrock Public Health
2017/18

 thurrock.gov.uk



● = Not statistically different

● = Statistically significantly different

Binge Drinking

**Little Thurrock
Blackshots Ward - 14.5%**
England - 20.0%



(% of population 16+ that binge drink)

Binge drinking can increase blood pressure, affect mood and memory & longer term, can lead to mental and physical health issues.

Source - PHE Local Health (2006/08)

Smoking

**Little Thurrock
Blackshots Ward - 19.7%**
England - 18%



(Prevalence of 18yrs+ self-reported smoker)

Smoking causes 84% of deaths from lung cancer & 83% of deaths from chronic obstructive pulmonary disease (COPD)

Source - ASH Ready Reckoner (2018)

Obesity (Adult)

**Little Thurrock Blackshots
Ward - 28.1%**
England - 24.1%




(% of population aged 16+ with a BMI 30+)

Obesity causes high blood pressure, leading to strokes, high cholesterol, high blood sugar, and heart disease.

Source - PHE Local Health (2006/08)

Obesity (Child)

**Little Thurrock
Blackshots Ward - 20.7%**
England - 19.3%



(% of children Yr 6 - overweight or obese)

Childhood obesity can lead to adult obesity & serious health issues including heart disease, type 2 diabetes, asthma, social discrimination, depression.

Source - PHE Local Health (2013/14-2015/16)

General Health



4.6% of persons reported that their general health was bad / very bad.

Conversely 82% of persons reported their general health as good / very good.



Life Expectancy at Birth



Male - 80yrs
(England 79yrs)



Female - 85yrs
(England 83yrs)

Life expectancy is a function of multiple elements including poor diet/lifestyle (excessive alcohol/drugs), environmental factors such as housing and air quality, educational attainment, deprivation and access to high quality of health services.

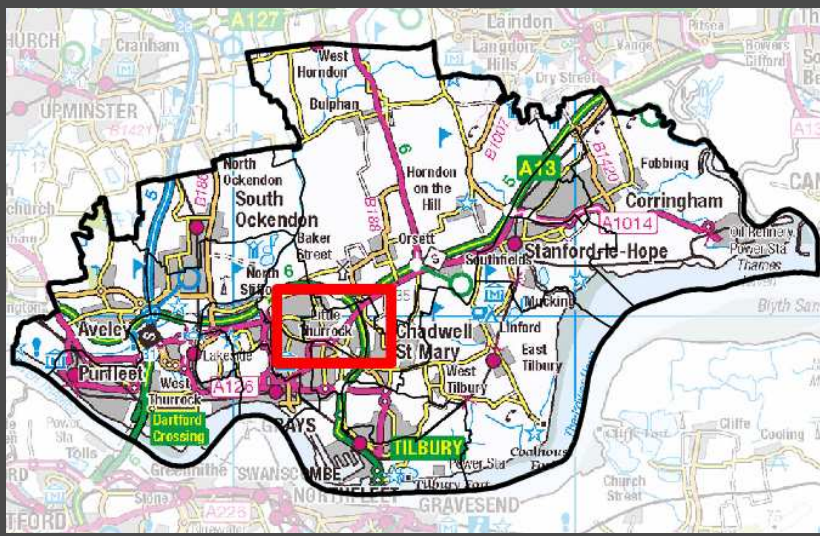
Source: PHE Local Health (2011-2015)

(Source for all data in this profile is Census 2011 unless otherwise stated)

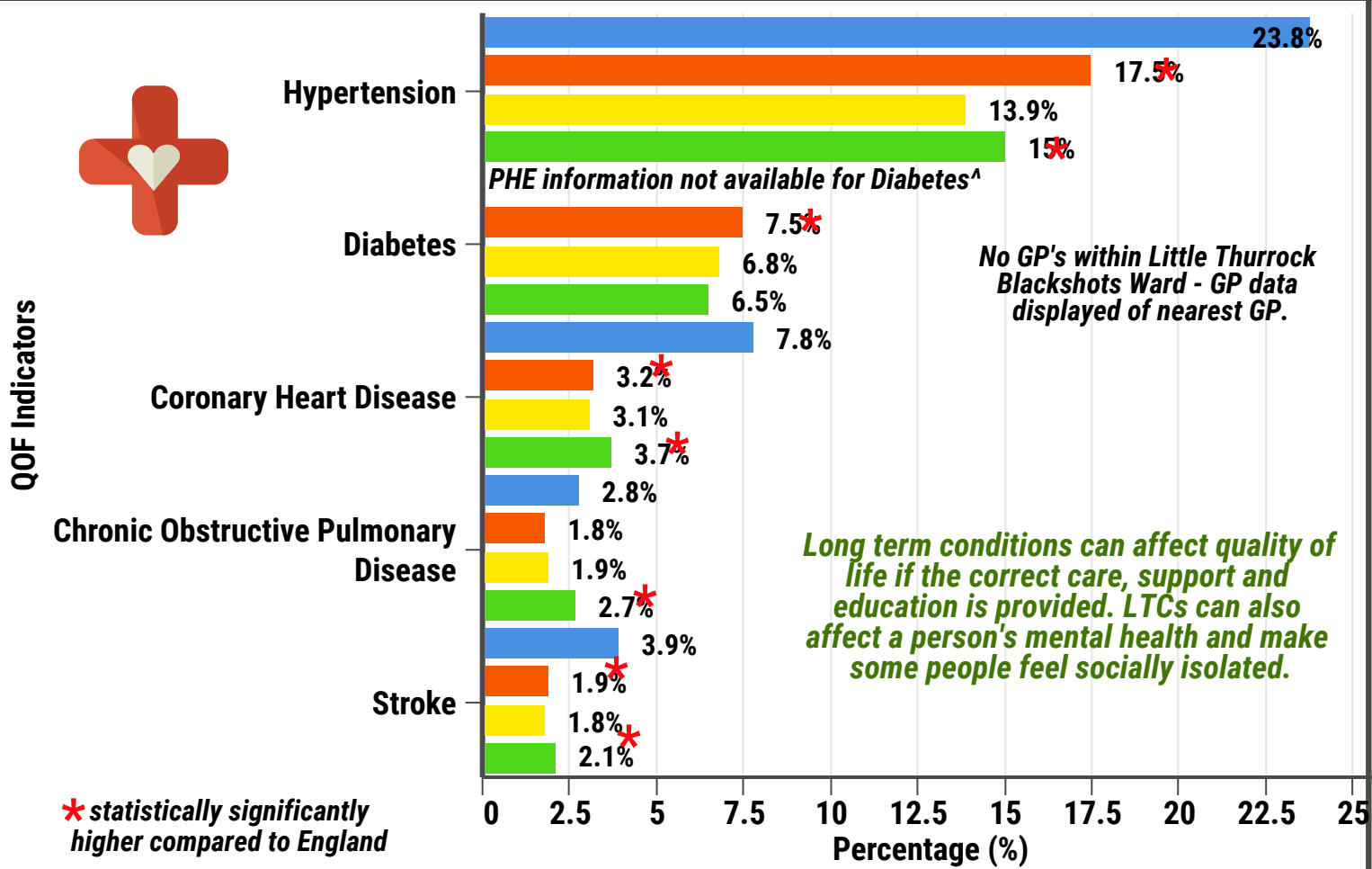
Little Thurrock Blackshots Ward (E05002237)

Published by Thurrock Public Health
2017/18

 thurrock.gov.uk



Long Term Conditions (LTC) 2017/18



- Stifford Clays Medical Practice (% of practice adult population diagnosed and receiving treatment)
- England (% of practice adult population diagnosed and receiving treatment)
- Balfour Medical Centre (% of practice adult population diagnosed and receiving treatment)
- PHE Estimates[^] for above Practice (average % of adult population diagnosed and undiagnosed)

PHE Estimate numbers (combined all above GP Practices) of additional undiagnosed patients not treatment[^]



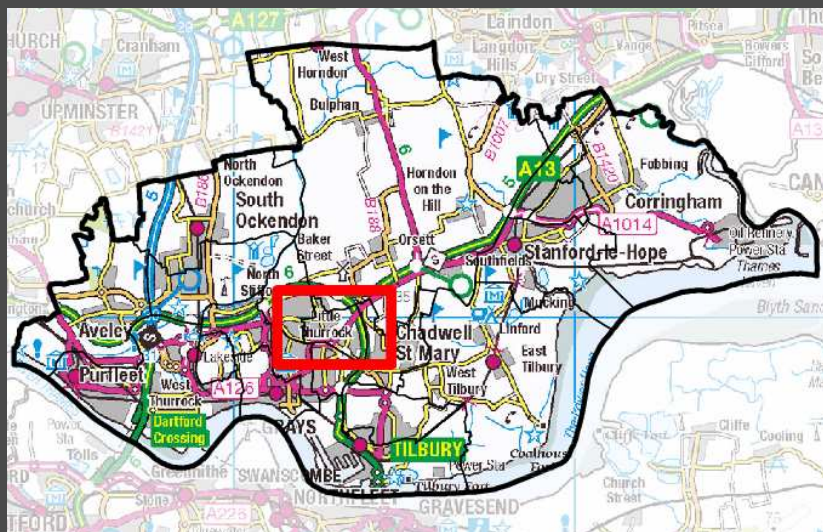
Diabetes - NA Stroke - 278
Hypertension - 1,194
Coronary Heart Disease - 618
 Chronic Obstructive Pulmonary Disease - 80



Little Thurrock Blackshots Ward (E05002237)

Published by Thurrock Public Health
2017/18

 thurrock.gov.uk



Pharmacies

Well Pharmacy
16 Cramaville St
Grays
RM16 2BD



Opening Times

Mon - Fri
8.30 - 6.30pm
Sat
9.00am - 1.00pm



Lloyds Pharmacy
31 Lodge lane
Grays
RM17 5RY

Opening Times

Mon - Fri
9.00am - 7pm
Sat
9.00am - 5.30pm

There are no pharmacies located in Little Thurrock Blackshots Ward, these are the nearest.

Source: Local Pharmaceutical Committees (LPCs)

GP Practices

**Stifford
Clays Medical
Centre**



List Size-9,557
CQC - Good
(Feb 2017)

11% patients
had same day
appointment
(England
Average 33%)

*No GP's within
Little Thurrock
Blackshots,
these are the
nearest.*




Source: National GP Patient Survey
2018 /NHS Choices

**Balfour
Medical
Centre**

List Size-5,169
CQC - Good
(May 2017)

47% patients
had same day
appointment
(England
Average 33%)

Facilities in the community



Social Groups

- Friends of Blackshots
- SNAC Youth Club
- Thurrock Accordion Club
- Thurrock over 60's Club
- Reading Group
- Children's Story Time

Health & Sports Groups

- Indoor Bowls Club
- Special Needs Activity Club - Trampoline Club
- Thurrock Nomads (Running/ walking club)
- Thurrock Stroke Project
- Thurrock Swimming Club
- WADERS - Water assisted disabled exercise rehabilitation scheme
- Walking for Health



Community Groups

- Thurrock young carers - Trade school

Community Buildings & Space

- Blackshots Allotments
- Blackshots Library
- Impluse Leisure
- St Johns Church
- Socketts Heath Baptist Church

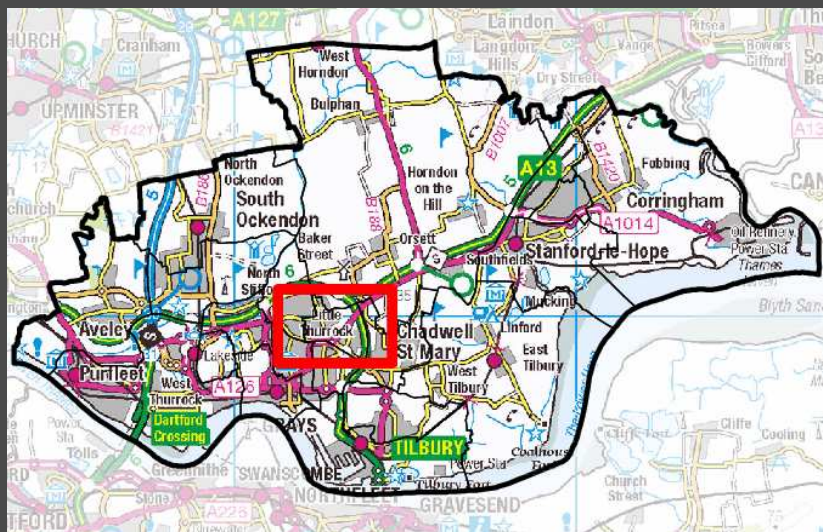


Source: Thurrock CVS - www.strongertogether.org.uk

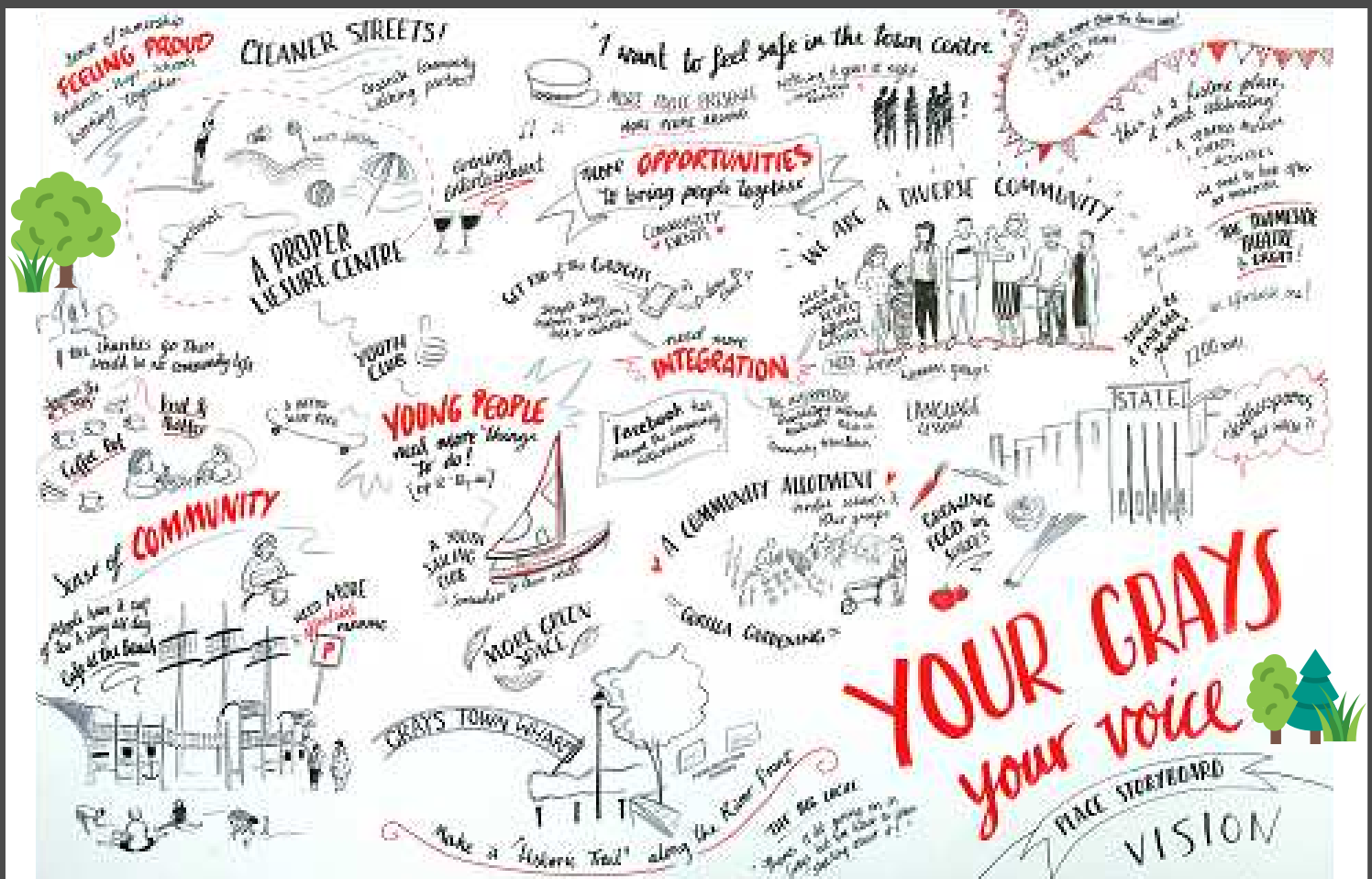
Little Thurrock Blackshots Ward (E05002237)

Published by Thurrock Public Health
2017/18

 thurrock.gov.uk



Your Place Your Voice



For more details on growth within Thurrock please visit - www.thurrock.gov.uk/planning-and-growth

Ward population - 6,260
Males - 3,099
Females - 3,161

Two GP surgery's
and two
pharmacy's within
a two miles radius

Smoking
prevalence-19.7%
(significantly
higher than
England-18%)

Binge drinking
prevalence-14.5%
(statistically
significantly
lower than
England-20.0%)

Obesity (Adults)
prevalence-28.1%
(not significantly
different to
England-24.1%)

Three schools -
Denholm Primary
School, Woodside
Academy and Treetops
Secondary School

Summary of Little Thurrock Blackshots Ward

Little Thurrock
Blackshots
deprivation
rank:
14/20

Life
expectancy
from birth-
Male - 80yrs
Female - 85yrs

Crime rate
per 1,000
persons-25.41
(lower than the
Thurrock crime
rate of 47.62)

PHE models of undiagnosed
patients - Hypertension -
1,194, Coronary Heart
Disease - 618, Chronic
Obstructive Pulmonary
Disease - 80, Stroke - 278

Childhood obesity
prevalence-20.7%
(not significantly
different from
England-19.3%)

Unemployment
is lower,
compared to
Thurrock